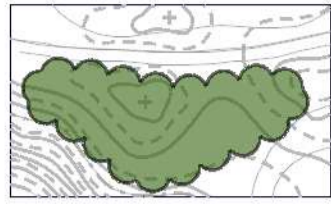
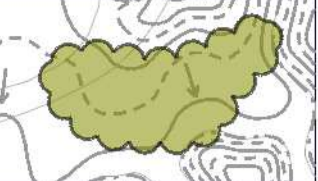
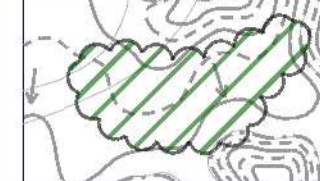
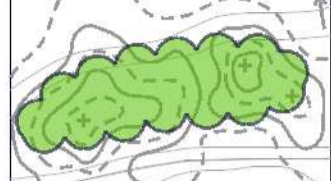
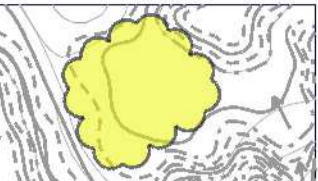

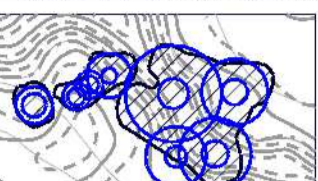
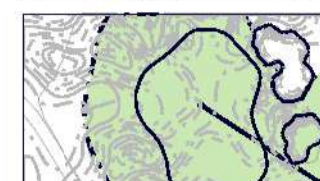




### Legend - Landscape Concept

	<b>Closed Forest</b> Dense canopy of trees with shrubs and groundcover planting create spatial definition between holes. They also provide backdrops to golf holes and create a visual and physical screen along the site boundary.		<b>Medium Shrub Planting</b> Medium shrub planting acts as a transition of height between the taller background trees and the rough and fairways. It does not only enhance the hierarchical effect across the fairways but also adds visual interest while retaining the openness of the fairway.		<b>Transitional-Decorative Planting</b> Open decorative tree, shrub and groundcover plantings provide a transition between the formal clubhouse setting to the golf course landscape. The planting will also provide colour, texture and visual interest to the viewers.
	<b>Open Forest</b> Open forest with trees allow filtered views to the golf. Shrubs and groundcover provide spatial definition between golf holes and transition between fairways.		<b>Small Shrub and Groundcover planting</b> Low shrub and groundcover planting forms part of the spatial definition of the greens and tee-offs and acts as a transition of scale between large shrubs, trees and turf.		<b>Wetland Plant Community</b> Planting along the fairway edges within the shallow water bodies with ephemeral plants such as lilies and reeds, the plant community will provide opportunity for visual amenity as well as functioning as nutrient stripping, runoff filtering and attracting water birds and animals.
			<b>Existing Trees - Retained</b>		<b>Grassing Line</b> Extent of Turfgrass